

UGANDA PRISONS SERVICE

MONTHLY STATISTICS SUMMARY

DECEMBER, 2021

1. PRISONERS

1.1. Population Change

Table 1: *December, 2021 Average Population of Prisoners*

Categories	December			November			Percentage Change (%)
	Males	Females	Total	Males	Females	Total	
Convicts:	30,883	1,363	32,246	30,230	1,448	31,678	1.8
Remands:	33,227	1,620	34,847	34,140	1,612	35,752	-2.5
Debtors:	183	42	225	120	34	154	46.1
Total:	64,293	3,025	67,318	64,490	3,094	67,584	-0.4
Percentage (%)	95.5	4.5	100.0	95.4	4.6	100.0	
Approved Capacity			19,986			19,986	
Occupancy Rate (%)			336.8			338.2	

1.2. Percentage composition of remands, convicts and debtors

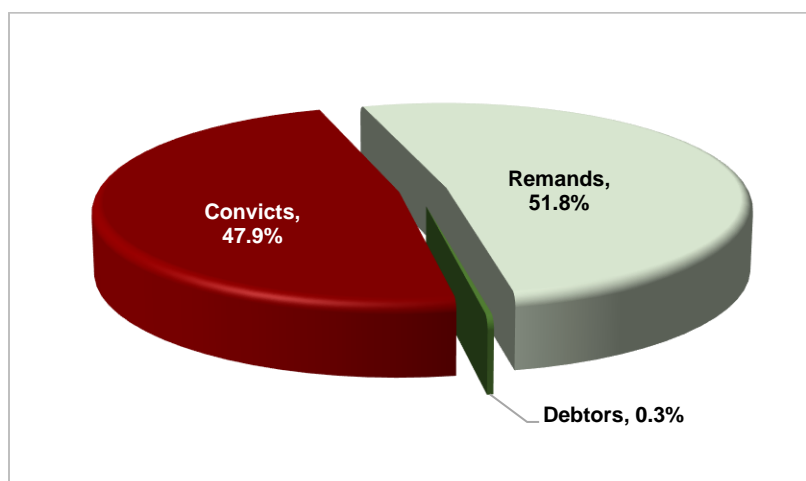


Figure 1: *Composition of Prisons population*

1.3. Monthly Population Trends of Prisoners for the year, 2021

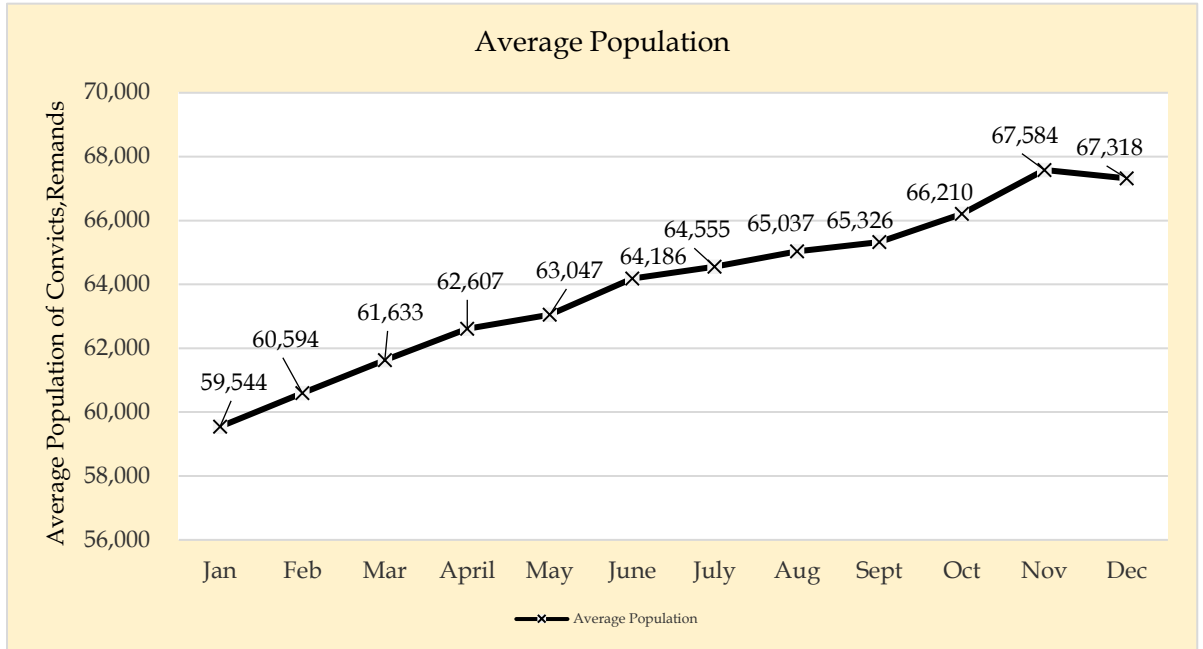


Figure 1: Monthly population Trend of prisoners for the year, 2021

1.1. Population Composition Trends for Convicts, Remands, and Debtors for the year, 2021

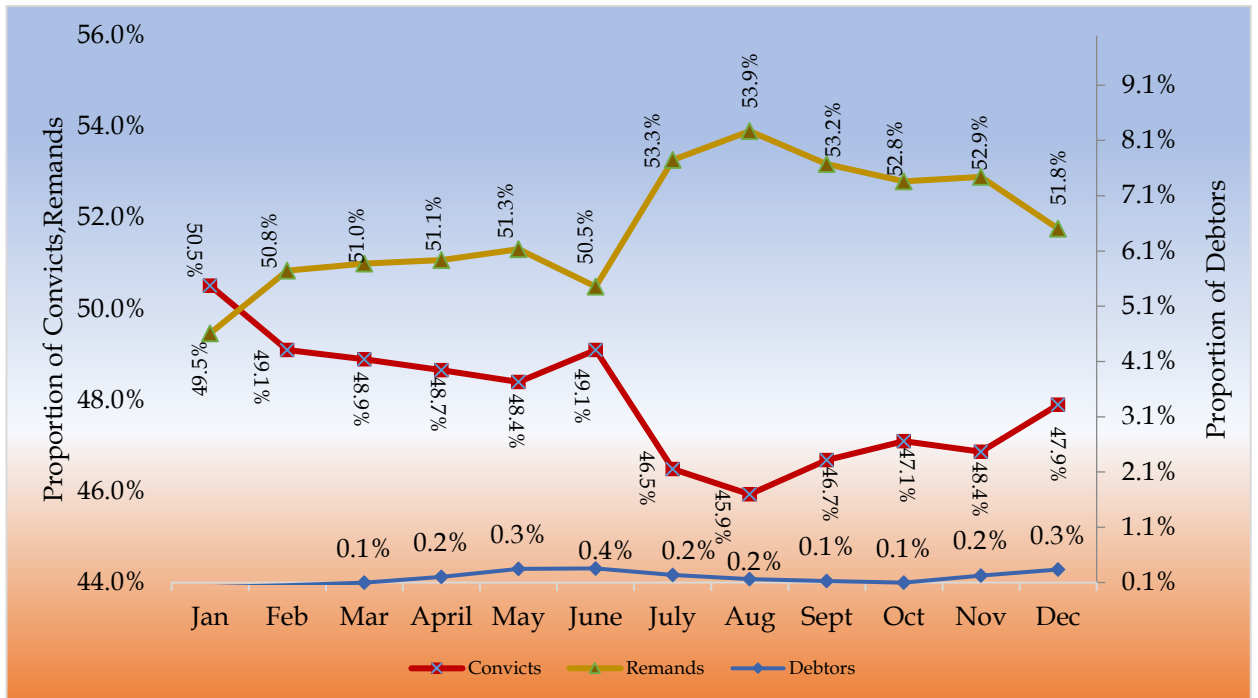


Figure 2: Monthly Trends of convicts, remands, and debtors for the year, 2021

2. STAFFING POSITION

Staff Strength

Table 2: Current Staff Strength.

STAFF CATEGORY	GENDER		TOTAL
	Males	Females	
Uniformed	7,311	2,926	10,237
Senior officers	369	81	450
Principal officers	422	113	535
NCOs	6,520	2,732	9,252
Non-Uniformed	249	218	467
Senior officers	76	42	118
Junior officers	173	176	349
Total	7,560	3,144	10,704
<i>Recruit Warders & Wardress at PATS</i>	1,469	562	2,031
GRAND TOTAL	9,029	3,706	12,735
<i>Percentage</i>	70.9	29.1	100.0

Uniformed staff by Rank

Table 3: Uniformed staff by Rank

Rank	Total
Commissioner General	1
Deputy Commissioner General	1
Directors	5
Commissioners	13
Assistant Commissioners	31
Senior Superintendents of Prisons	31
Superintendent of Prisons	87
Assistant Superintendent of Prisons	202
Cadet Assistant Superintendent of Prisons	79
Principal Officer I	184
Principal Officer II	351
Chief Warders/Wardresses I	228
Chief Warders/Wardresses II	325
Chief Warders/Wardresses III	599
Sergeant / Matron	1,529
Corporal and Assistant Matron	2,488
Warders and Wardress	4,083
Recruit Warders & Wardress (Trainees)	2,031
Total	12,268