

# UGANDA PRISONS SERVICE

## MONTHLY STATISTICS SUMMARY

### FEBRUARY, 2022

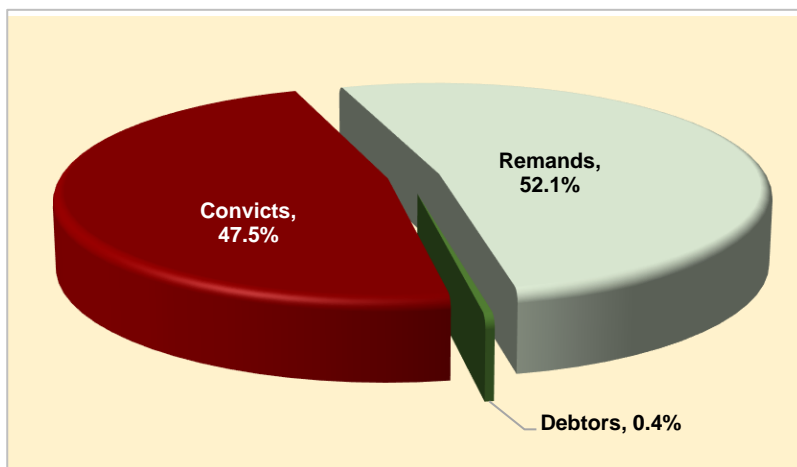
## 1. PRISONERS

### 1.1. Population Change

**Table 1:** February, 2022 Average Population of Prisoners

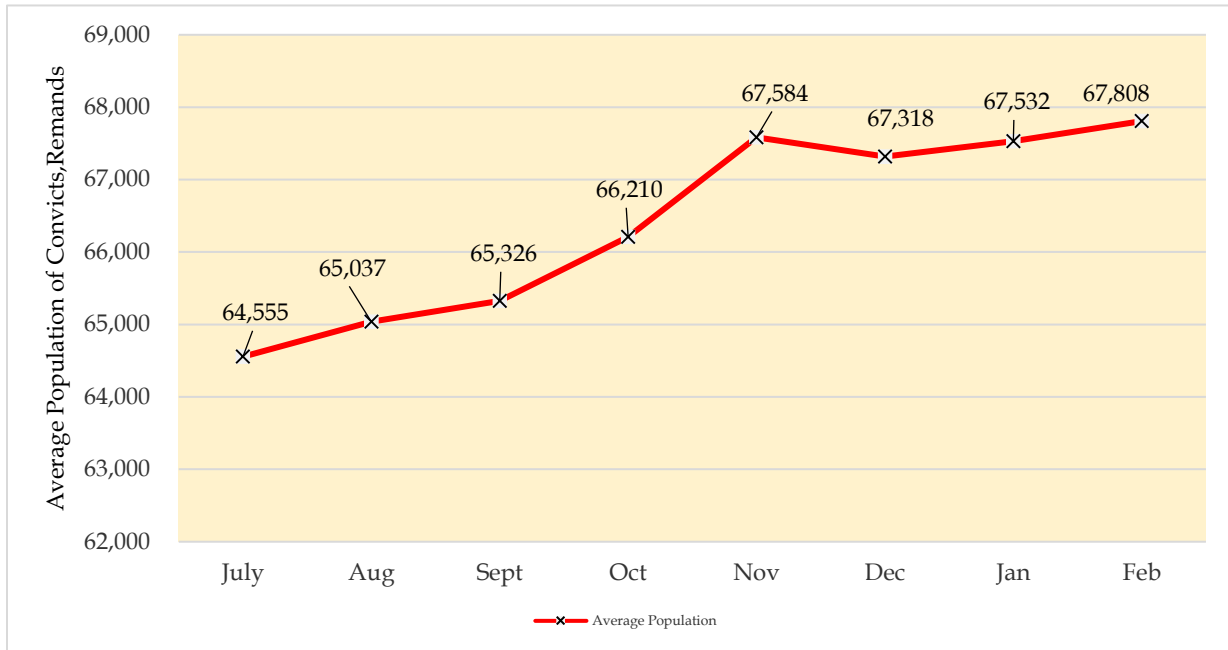
Categories	Feb-22			Jan-22			Percentage Change (%)
	Males	Females	Total	Males	Females	Total	
Convicts:	30,864	1,354	<b>32,218</b>	30,608	1,320	<b>31,928</b>	0.9
Remands:	33,693	1,651	<b>35,344</b>	33,780	1,622	<b>35,402</b>	-0.2
Debtors:	199	47	<b>246</b>	167	35	<b>202</b>	21.8
<b>Total:</b>	<b>64,756</b>	<b>3,052</b>	<b>67,808</b>	<b>64,555</b>	<b>2,977</b>	<b>67,532</b>	<b>0.4</b>
Percentage (%)	95.5	4.5	100.0	95.6	4.4	100.0	
Approved Capacity			19,986			19,986	
Occupancy Rate (%)			339.3			337.9	

### 1.2. Percentage composition of remands, convicts and debtors



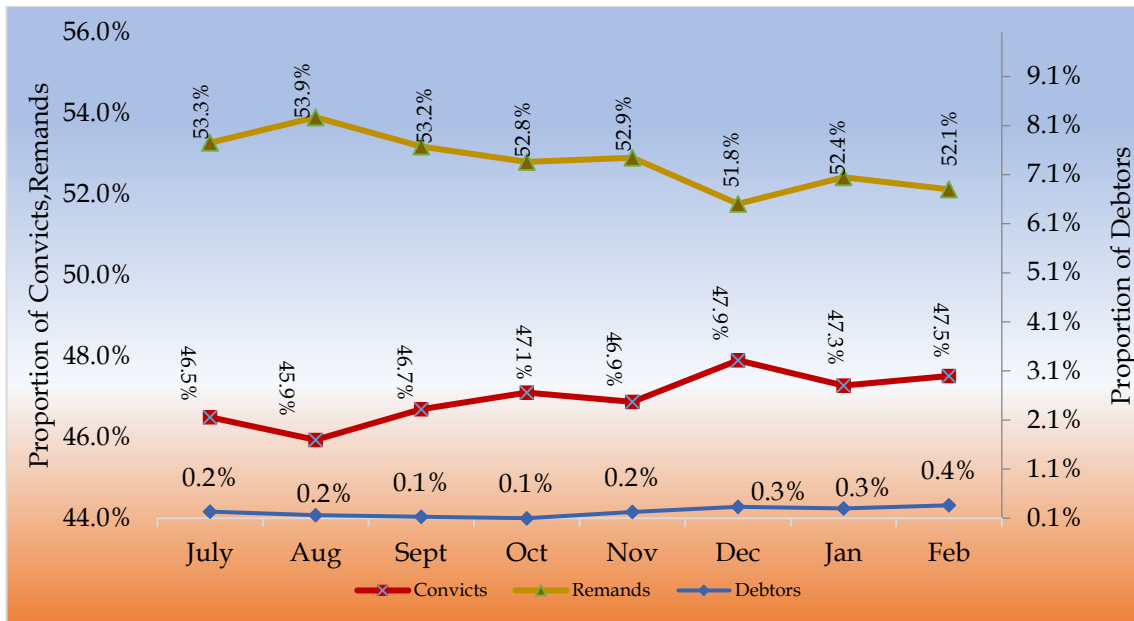
**Figure 1:** Composition of Prisons population

### 1.3. Monthly Population Trends of Prisoners (July, 2021 to February, 2022)



**Figure 1:** Monthly population Trend of prisoners

### 1.1. Population Composition Trends for Convicts, Remands, and Debtors for the period July, 2021 to February, 2022



**Figure 2:** Monthly composition trends of convicts, remands, and debtors

## 2. STAFFING POSITION

### Staff Strength

Table 2: Current Staff Strength.

STAFF CATEGORY	GENDER		TOTAL
	Males	Females	
<b>Uniformed</b>	<b>7,274</b>	<b>2,915</b>	<b>10,189</b>
Senior officers	373	82	455
Principal officers	418	113	531
NCOs	6,483	2,720	9,203
<b>Non-Uniformed</b>	<b>235</b>	<b>215</b>	<b>450</b>
Senior officers	87	69	156
Junior officers	148	146	294
<b>Total</b>	<b>7,509</b>	<b>3,130</b>	<b>10,639</b>
<b>Trainees at PATS</b>	<b>1,634</b>	<b>586</b>	<b>2,220</b>
Cadet Assistant Superintendent of Prisons	166	36	202
Recruit Warders & Wardress at PATS	1,468	550	2,018
<b>GRAND TOTAL</b>	<b>9,143</b>	<b>3,716</b>	<b>12,859</b>
Percentage	71.1	28.9	100.0

### Uniformed staff by Rank

Table 3: Uniformed staff by Rank

Rank	Total
Commissioner General of Prisons	1
Deputy Commissioner General of Prisons	1
Assistant Commissioner Generals of Prisons	5
Commissioners of Prisons	19
Assistant Commissioners of Prisons	28
Senior Superintendents of Prisons	43
Superintendents of Prisons	111
Assistant Superintendents of Prisons	170
Cadet Assistant Superintendent of Prisons	77
Cadet Assistant Superintendent of Prisons (Trainees)	202
Principal Officer I	179
Principal Officer II	352
Chief Warders/Wardresses I	228
Chief Warders/Wardresses II	323
Chief Warders/Wardresses III	598
Sergeant / Matron	1,521
Corporal and Assistant Matron	2,468
Warders and Wardress	4,065
Recruit Warders & Wardress (Trainees)	2,018
<b>Total</b>	<b>12,409</b>