

# UGANDA PRISONS SERVICE

## MONTHLY STATISTICS SUMMARY

### JANUARY, 2022

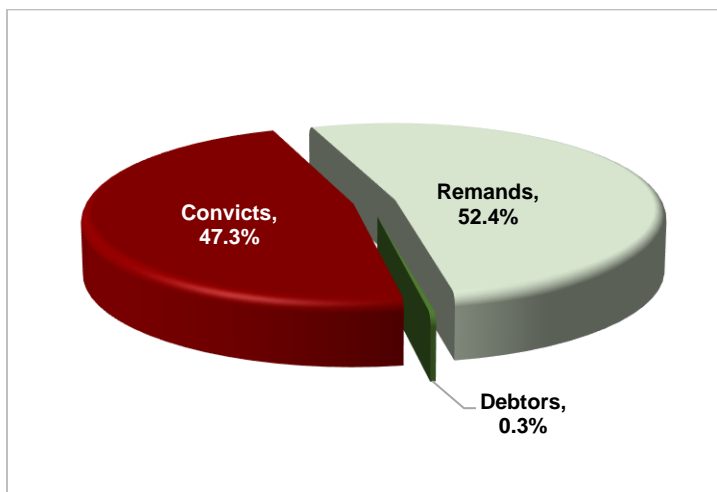
## 1. PRISONERS

### 1.1. Population Change

**Table 1:** *January, 2022 Average Population of Prisoners*

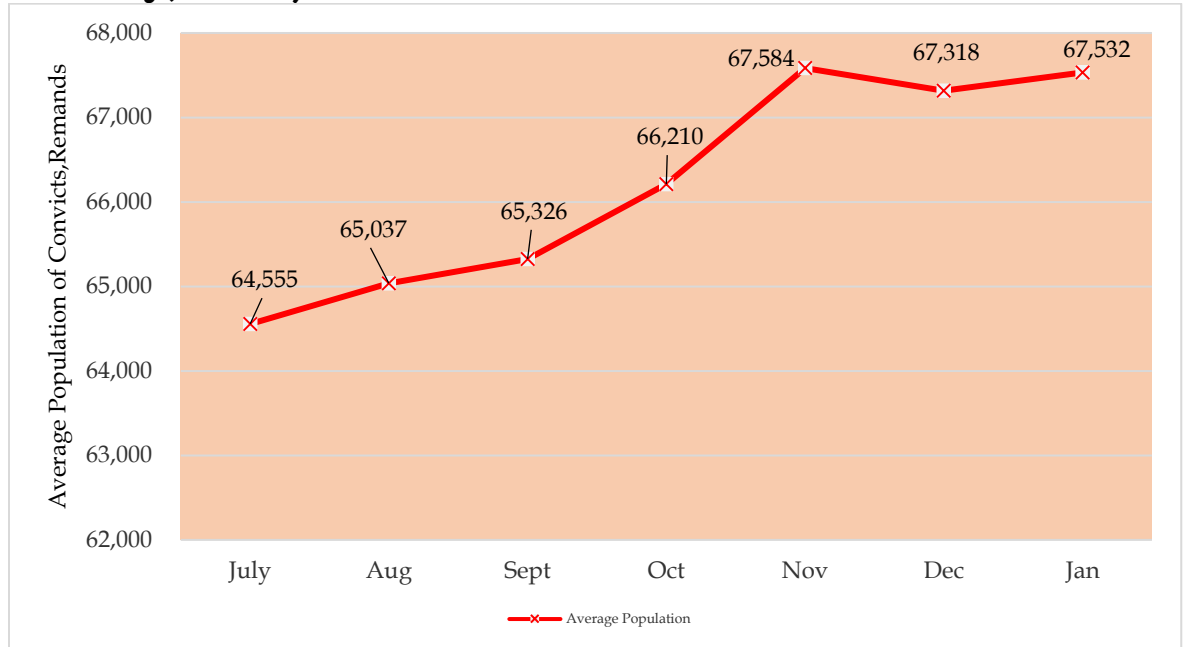
Categories	Jan-22			Dec-21			Percentage Change (%)
	Males	Females	Total	Males	Females	Total	
Convicts:	30,608	1,320	<b>31,928</b>	30,883	1,363	<b>32,246</b>	-1.0
Remands:	33,780	1,622	<b>35,402</b>	33,227	1,620	<b>34,847</b>	1.6
Debtors:	167	35	<b>202</b>	183	42	<b>225</b>	-10.2
<b>Total:</b>	<b>64,555</b>	<b>2,977</b>	<b>67,532</b>	<b>64,293</b>	<b>3,025</b>	<b>67,318</b>	<b>0.3</b>
Percentage (%)	95.6	4.4	100.0	95.5	4.5	100.0	
Approved Capacity			19,986			19,986	
Occupancy Rate (%)			337.9			336.8	

### 1.2. Percentage composition of remands, convicts and debtors



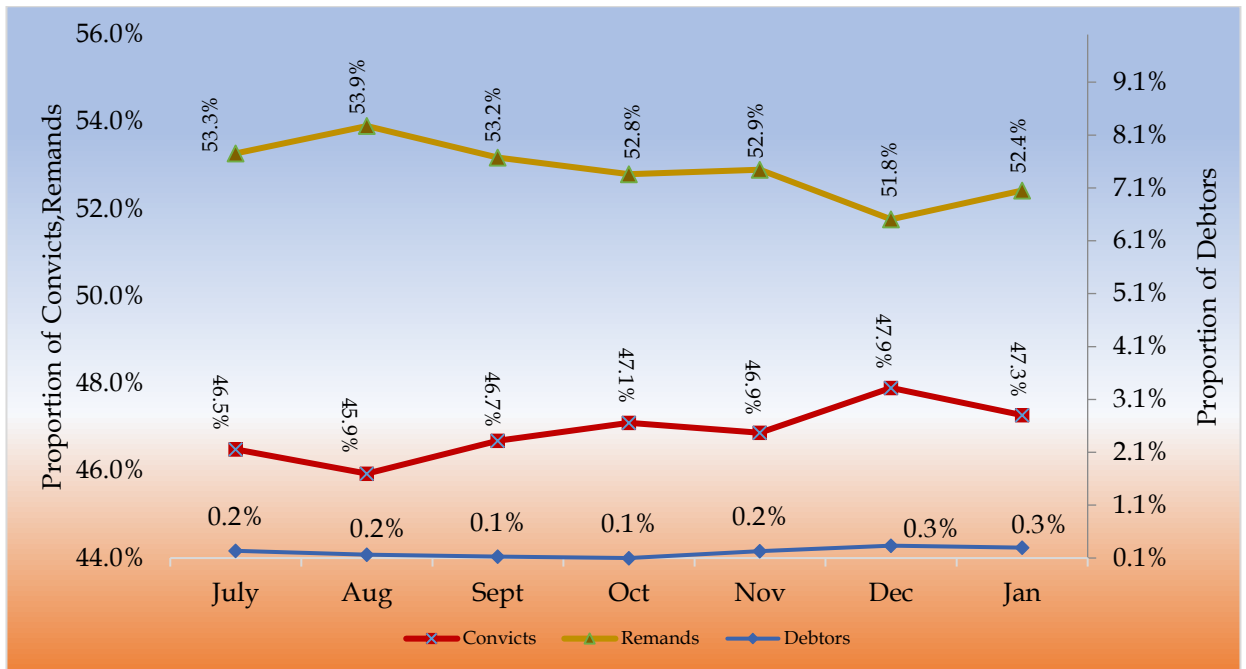
**Figure 1:** *Composition of Prisons population*

### 1.3. Monthly Population Trends of Prisoners (July, 2021 to January, 2022)



**Figure 1:** Monthly population Trend of prisoners

### 1.1. Population Composition Trends for Convicts, Remands, and Debtors for the period July, 2021 to January, 2022



**Figure 2:** Monthly composition trends of convicts, remands, and debtors

## 2. STAFFING POSITION

### Staff Strength

Table 2: Current Staff Strength.

STAFF CATEGORY	GENDER		TOTAL
	Males	Females	
<b>Uniformed</b>	<b>7,295</b>	<b>2,924</b>	<b>10,219</b>
Senior officers	373	82	455
Principal officers	418	113	531
NCOs	6,504	2,729	9,233
<b>Non-Uniformed</b>	<b>236</b>	<b>216</b>	<b>452</b>
Senior officers	88	70	158
Junior officers	148	146	294
<b>Total</b>	<b>7,531</b>	<b>3,140</b>	<b>10,671</b>
Recruit Warders & Wardress at PATS	1,468	562	2,030
<b>GRAND TOTAL</b>	<b>8,999</b>	<b>3,702</b>	<b>12,701</b>
Percentage	70.9	29.1	100.0

### Uniformed staff by Rank

Table 3: Uniformed staff by Rank

Rank	Total
Commissioner General of Prisons	1
Deputy Commissioner General of Prisons	1
Assistant Commissioner Generals of Prisons	5
Commissioners of Prisons	19
Assistant Commissioners of Prisons	28
Senior Superintendents of Prisons	43
Superintendents of Prisons	111
Assistant Superintendents of Prisons	170
Cadet Assistant Superintendent of Prisons	77
Principal Officer I	179
Principal Officer II	352
Chief Warders/Wardresses I	228
Chief Warders/Wardresses II	325
Chief Warders/Wardresses III	599
Sergeant / Matron	1,528
Corporal and Assistant Matron	2,481
Warders and Wardress	4,072
Recruit Warders & Wardress (Trainees)	2,030
<b>Total</b>	<b>12,249</b>