

UGANDA PRISONS SERVICE

MONTHLY STATISTICS SUMMARY

July 2023

1. PRISONERS

1.1. Population Change

Table 1: July, 2023 Average Population of Prisoners

Categories	July 2023			June 2023			Percentage Change (%)
	Males	Females	Total	Males	Females	Total	
Convicts:	37,330	1,657	38,987	36,813	1,639	38,452	1.4
Remands:	35,049	1,757	36,806	35,279	1,842	37,121	-0.9
Debtors:	364	115	479	365	103	468	2.4
Total:	72,743	3,529	76,272	72,457	3,584	76,041	0.3
Percentage (%)	95.4	4.6	100.0	95.3	4.7	100.0	
Approved Capacity			20,996			20,321	2.2
Occupancy Rate (%)			363.3			374.2	-10.9

1.2. Percentage composition of remands, convicts and debtors

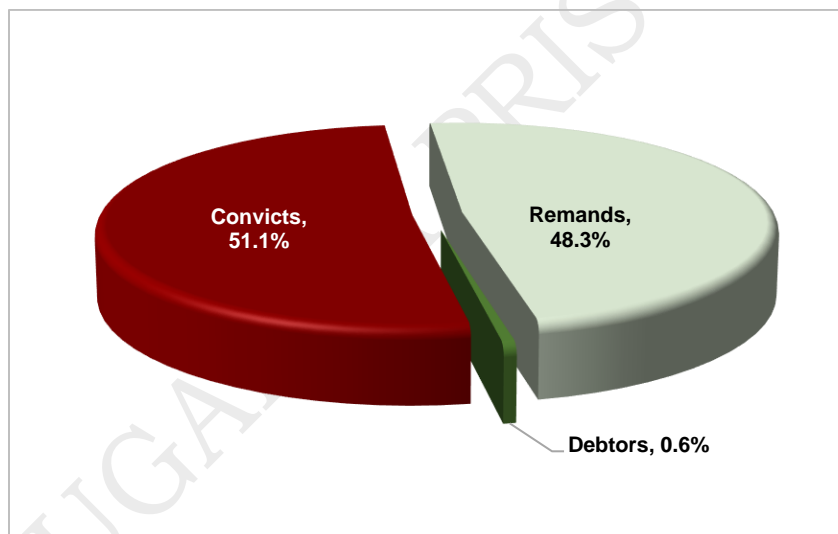


Figure 1: Composition of Prisons population

1.3. Monthly Population Trend of Prisoners from January to July 2023.

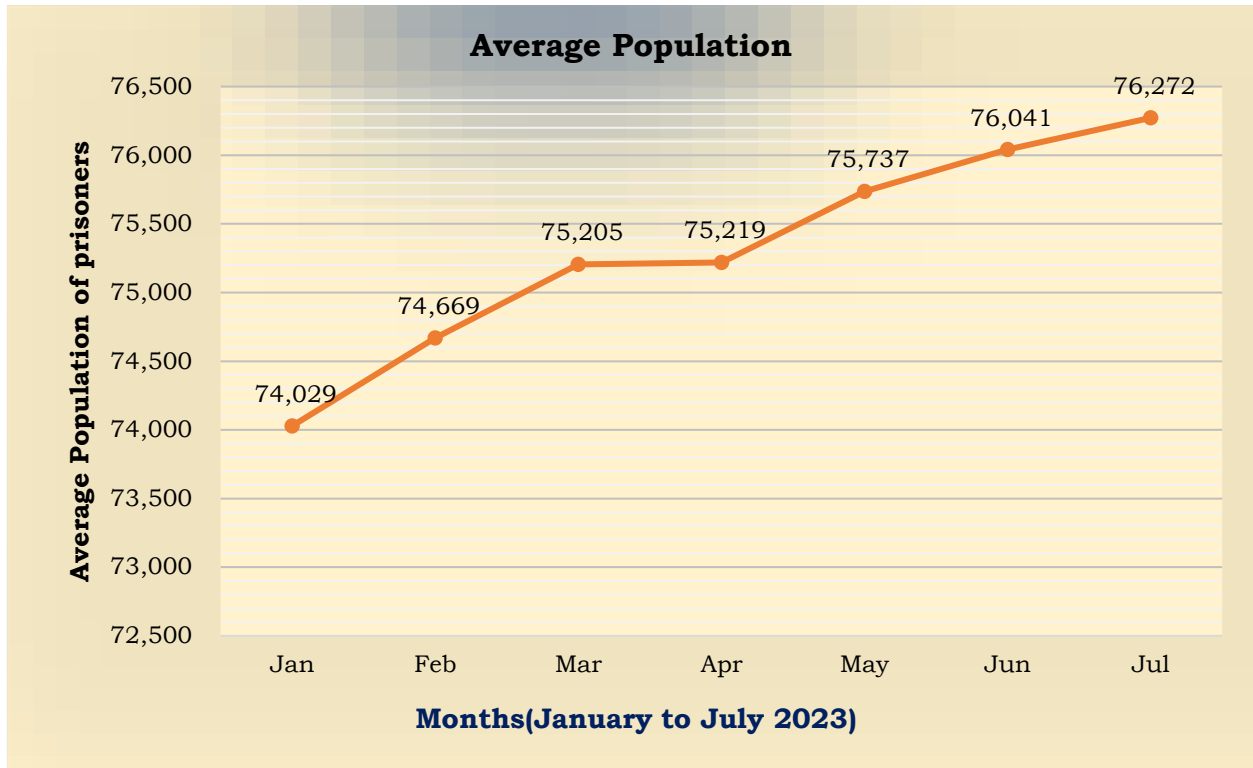


Figure 2: Trend of prisoners’ population growth for the period from January to July 2023.

UGANDA PRISONS

1.4. Population Composition Trends for Convicts, Remands, and Debtors from January to July 2023.

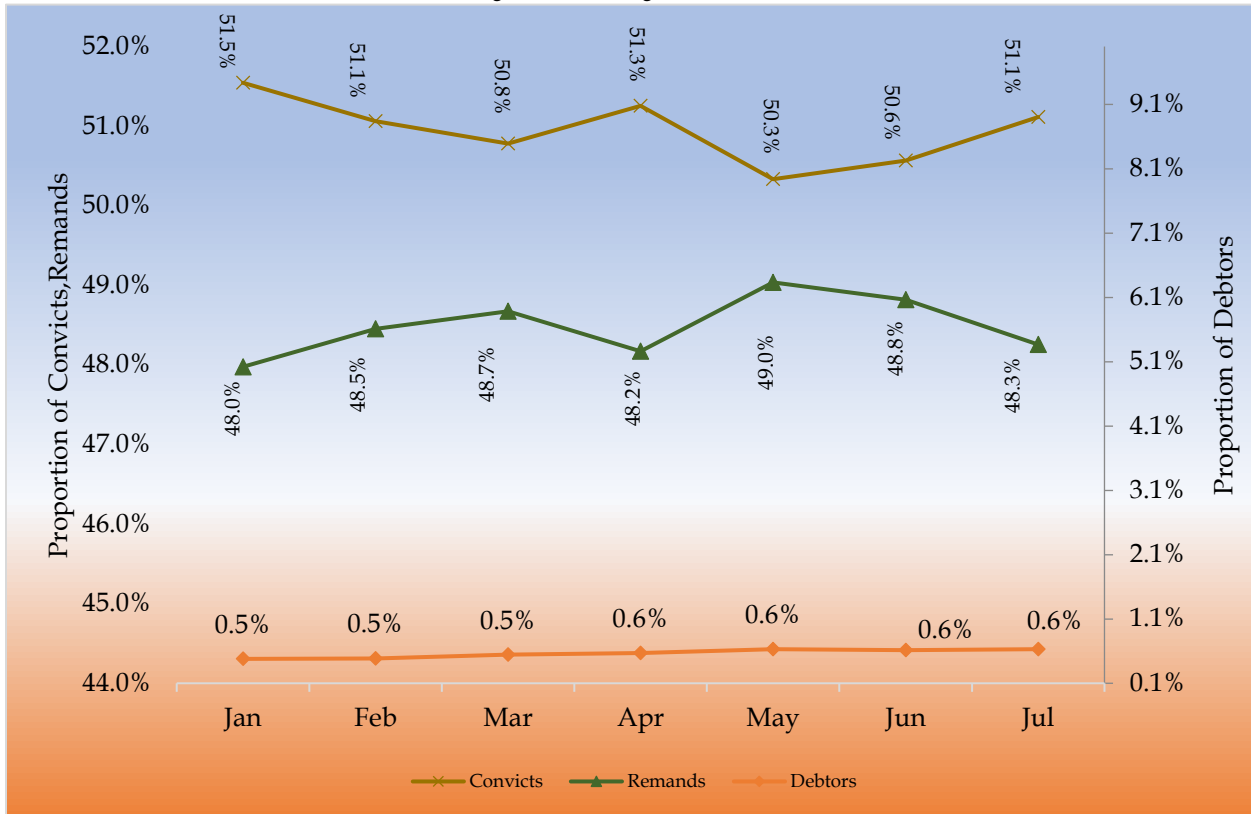


Figure 3: Monthly composition trends of convicts, remands, and debtors

UGANDA PR...

2. STAFFING POSITION

2.1 Staff Strength

Table 2: July 2023 Staff Strength.

STAFF CATEGORY	GENDER		TOTAL
	Males	Females	
Uniformed	8,150	3,348	11,498
Senior officers	358	80	438
Principal officers	422	114	536
NCOs	7,370	3,154	10,524
Non-Uniformed	275	242	517
Senior officers	100	80	180
Junior officers	175	162	337
Total In-Service	8,425	3,590	12,015
Trainees at PATS	1,711	705	2,416
CASPs	164	36	200
CPOs	256	62	318
Recruit Wdrs/Wdrss	1,291	607	1,898
GRAND TOTAL	10,136	4,295	14,431
Percentage	70.2	29.8	100.0

2.2 Uniformed staff by Rank

Table 3: Uniformed staff by Rank

Rank	Sex		Total
	Male	Female	
CGP	1		1
DCGP	1		1
ACGP	6		6
SCP	4		4
CP	15	5	20
ACP	16	6	22
SSP	41	7	48
SP	98	29	127
SASP	33	8	41
ASP	140	25	165
CASP	3		3
CASP (Trainees)	164	36	200
PO I	250	63	313
PO II	172	51	223
CPO(Trainees)	256	62	318
Ch/Wdr I	238	60	298
Ch/Wdr II	300	96	396
Ch/Wdr III	538	216	754
Sgt/Wdr	1,227	587	1,814
Cpl/Wdr	2,074	1,036	3,110
L/Cpl	688	322	1,010
Wdrs	2,305	837	3,142
R/Wdrs (Trainees)	1,291	607	1,898
Total	9,861	4,053	13,914