

UGANDA PRISONS SERVICE

MONTHLY STATISTICS SUMMARY

MARCH, 2022

1. PRISONERS

1.1. Population Change

Table 1: March, 2022 Average Population of Prisoners

Categories	March			February			Percentage Change (%)
	Males	Females	Total	Males	Females	Total	
Convicts:	31,322	1,394	32,716	30,864	1,354	32,218	1.5
Remands:	33,556	1,663	35,219	33,693	1,651	35,344	-0.4
Debtors:	270	56	326	199	47	246	32.5
Total:	65,148	3,113	68,261	64,756	3,052	67,808	0.7
Percentage (%)	95.4	4.6	100.0	95.5	4.5	100.0	
Approved Capacity			19,986			19,986	
Occupancy Rate (%)			341.5			339.3	

1.2. Percentage composition of remands, convicts and debtors

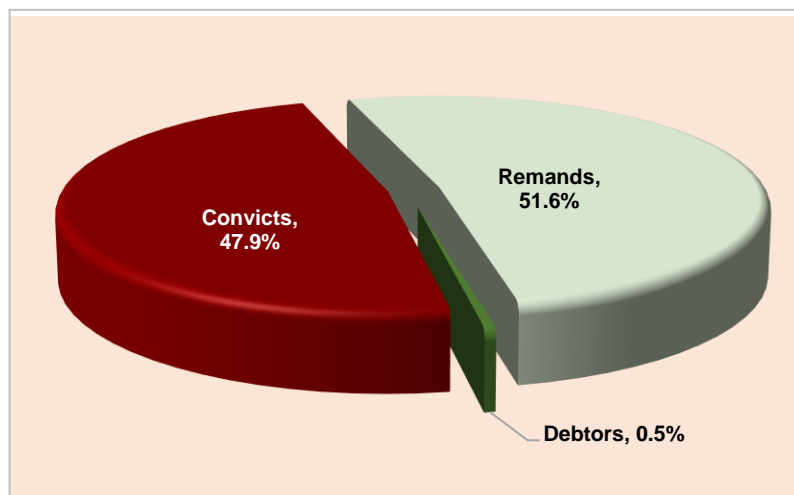


Figure 1: *Composition of Prisons population*

1.3. Monthly Population Trends of Prisoners (July, 2021 to March, 2022)

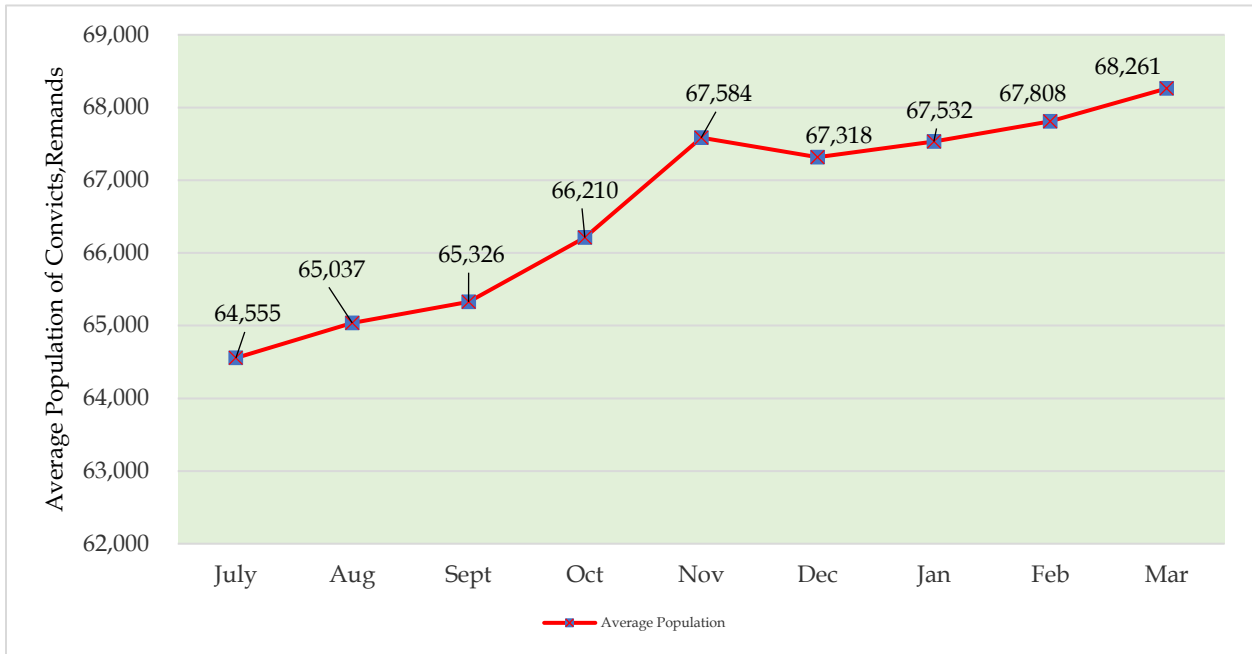


Figure 1: Monthly population Trend of prisoners

1.1. Population Composition Trends for Convicts, Remands, and Debtors for the period July, 2021 to March, 2022

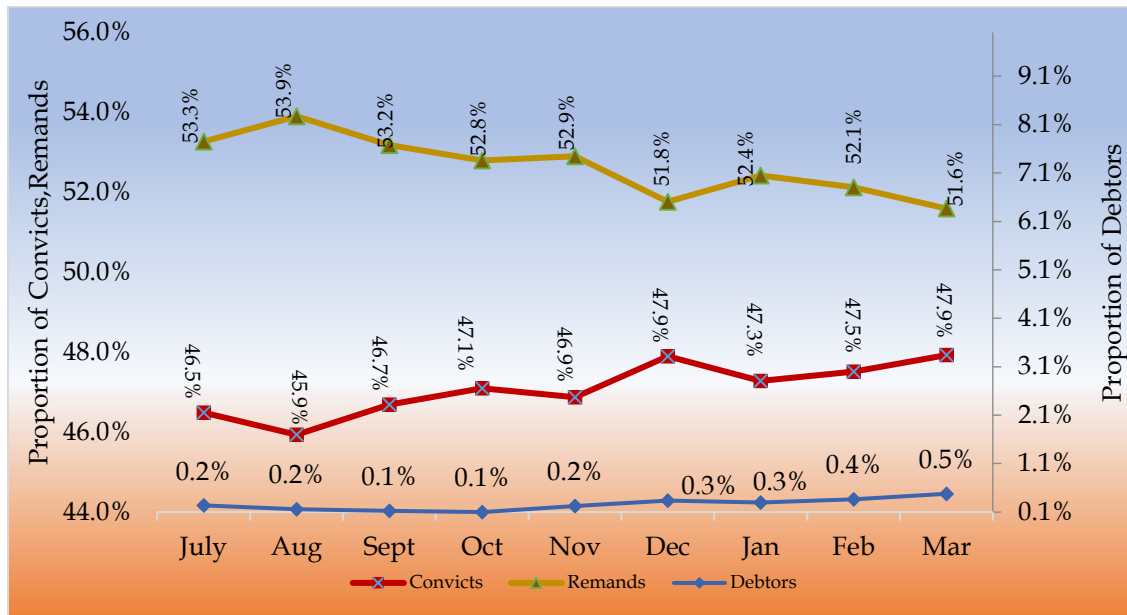


Figure 2: Monthly composition trends of convicts, remands, and debtors

2. STAFFING POSITION

Staff Strength

Table 2: Current Staff Strength.

STAFF CATEGORY	GENDER		TOTAL
	Males	Females	
Uniformed	8,724	3,460	12,184
Senior officers	372	82	454
Principal officers	418	112	530
NCOs	7,934	3,266	11,200
Non-Uniformed	234	215	449
Senior officers	87	69	156
Junior officers	147	146	293
Total	8,958	3,675	12,633
<i>Trainees at PATS</i>	166	36	202
CASPs	166	36	202
GRAND TOTAL	9,124	3,711	12,835
<i>Percentage</i>	71.1	28.9	100.0

Uniformed staff by Rank

Table 3: Uniformed staff by Rank

RANK	Male	Female	Total
CGP	1		1
DCGP	1		1
ACGP	5		5
CP	18	1	19
Ag CP	2		2
ACP	19	7	26
SSP	36	7	43
SP	86	25	111
ASP	138	31	169
CASP	66	11	77
<i>CASP (Trainees)</i>	<i>166</i>	<i>36</i>	<i>202</i>
PO I	142	37	179
PO II	276	75	351
Chief Warders/Wardresses I	183	45	228
Chief Warders/Wardresses II	260	63	323
Chief Warders/Wardresses III	433	165	598
Sergeant / Matron	1,048	473	1,521
Corporal and Assistant Matron	1,658	807	2,465
Wdr	4,352	1,713	6,065
TOTAL	8,890	3,496	12,386