

UGANDA PRISONS SERVICE

MONTHLY STATISTICS SUMMARY

MAY, 2022

1. PRISONERS

1.1. Population Change

Table 1: May, 2022 Average Population of Prisoners

Categories	May			April			Percentage Change (%)
	Males	Females	Total	Males	Females	Total	
Convicts:	31,968	1,648	33,616	32,124	1,470	33,594	0.1
Remands:	33,407	1,761	35,168	33,018	1,628	34,646	1.5
Debtors:	304	64	368	255	66	321	14.6
Total:	65,679	3,473	69,152	65,397	3,164	68,561	0.9
Percentage (%)	95.0	5.0	100.0	95.4	4.6	100.0	
Approved Capacity			19,986			19,986	
Occupancy Rate (%)			346.0			343.0	

1.2. Percentage composition of remands, convicts and debtors

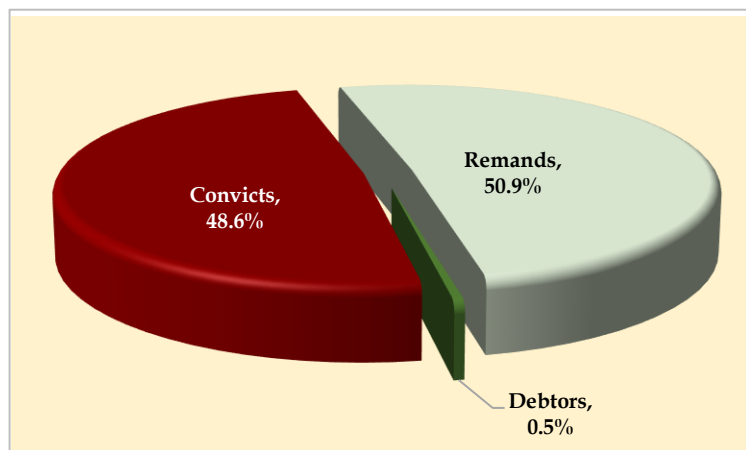


Figure 1: *Composition of Prisons population*

1.3. Monthly Population Trends of Prisoners (July, 2021 to May, 2022)

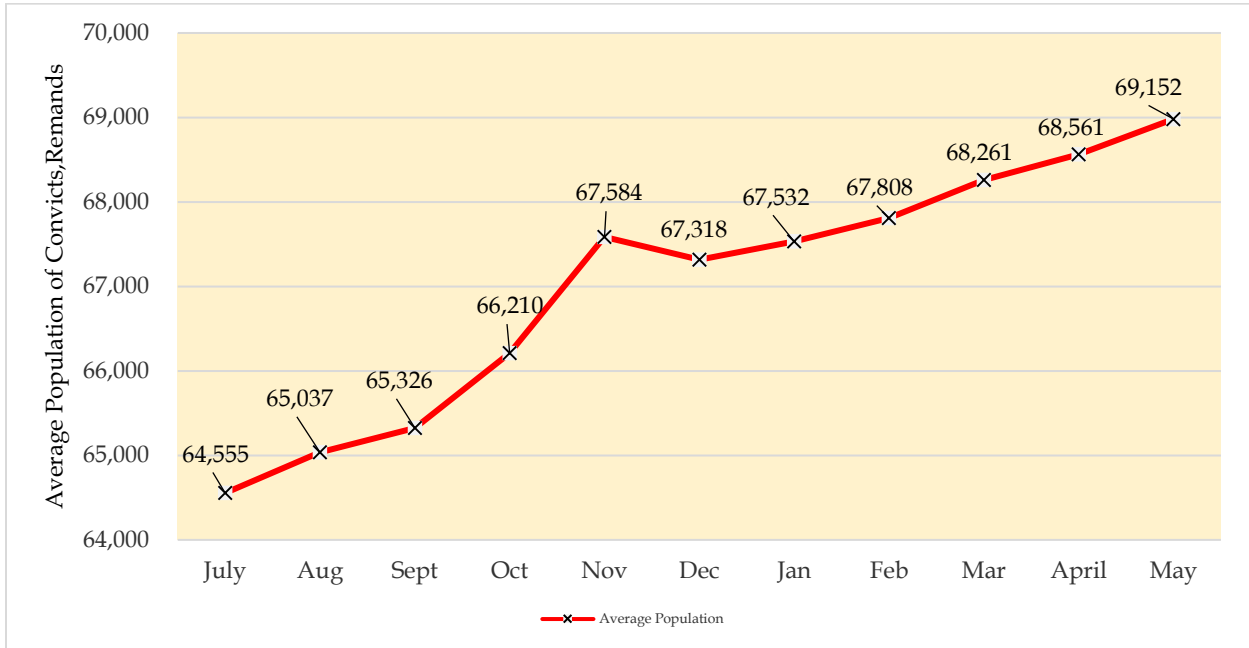


Figure 1: Monthly population Trend of prisoners

1.1. Population Composition Trends for Convicts, Remands, and Debtors for the period July, 2021 to May, 2022

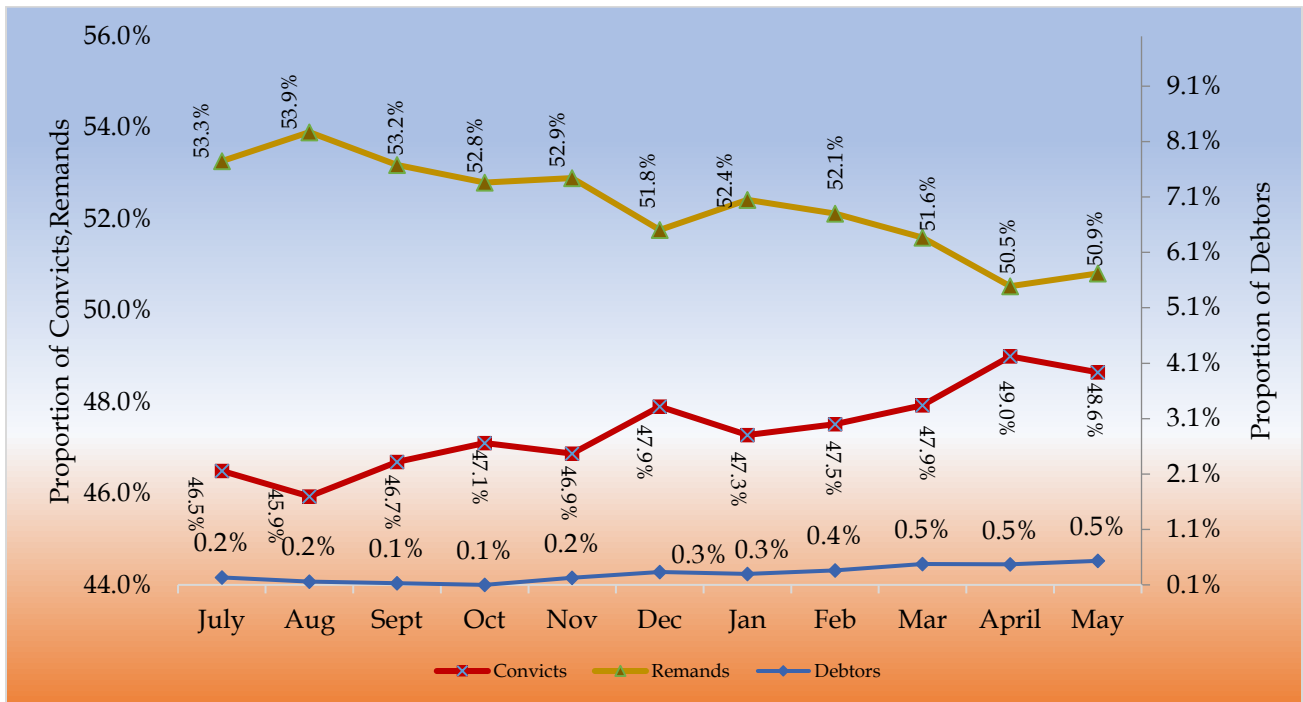


Figure 2: Monthly composition trends of convicts, remands, and debtors

2. STAFFING POSITION

Staff Strength

Table 2: Current Staff Strength.

STAFF CATEGORY	GENDER		TOTAL
	Males	Females	
Uniformed	8,679	3,447	12,126
Senior officers	367	82	449
Principal officers	418	112	530
NCOs	7,894	3,253	11,147
Non-Uniformed	232	214	446
Senior officers	87	69	156
Junior officers	145	145	290
Total	8,911	3,661	12,572
<i>Trainees at PATS</i>	166	36	202
<i>CASPs</i>	166	36	202
GRAND TOTAL	9,077	3,697	12,774
<i>Percentage</i>	71.1	28.9	100.0

Uniformed staff by Rank

Table 3: Uniformed staff by Rank

RANK	Male	Female	Total
CGP	1		1
ACGP	4		4
CP	18	1	19
Ag CP	2		2
ACP	19	7	26
SSP	36	7	43
SP	84	25	109
ASP	137	31	168
CASP	66	11	77
<i>CASP (Trainees)</i>	<i>166</i>	<i>36</i>	<i>202</i>
PO I	142	37	179
PO II	276	75	351
CH I	183	45	228
CH II	257	63	320
CH III	431	165	596
SGT/MAT	1,046	469	1,515
CPL/ASS MAT	1,655	804	2,459
WDR	4,322	1,707	6,029
Total	8,845	3,483	12,328