

# UGANDA PRISONS SERVICE

## MONTHLY STATISTICS SUMMARY

### SEPTEMBER 2022

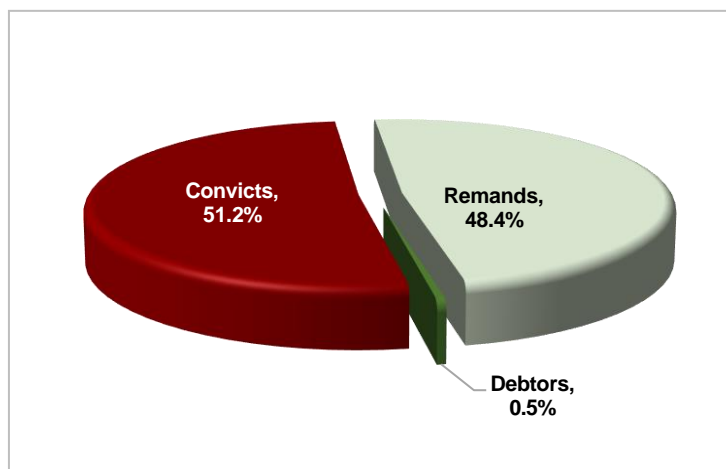
## 1. PRISONERS

### 1.1. Population Change

*Table 1: September, 2022 Average Population of Prisoners*

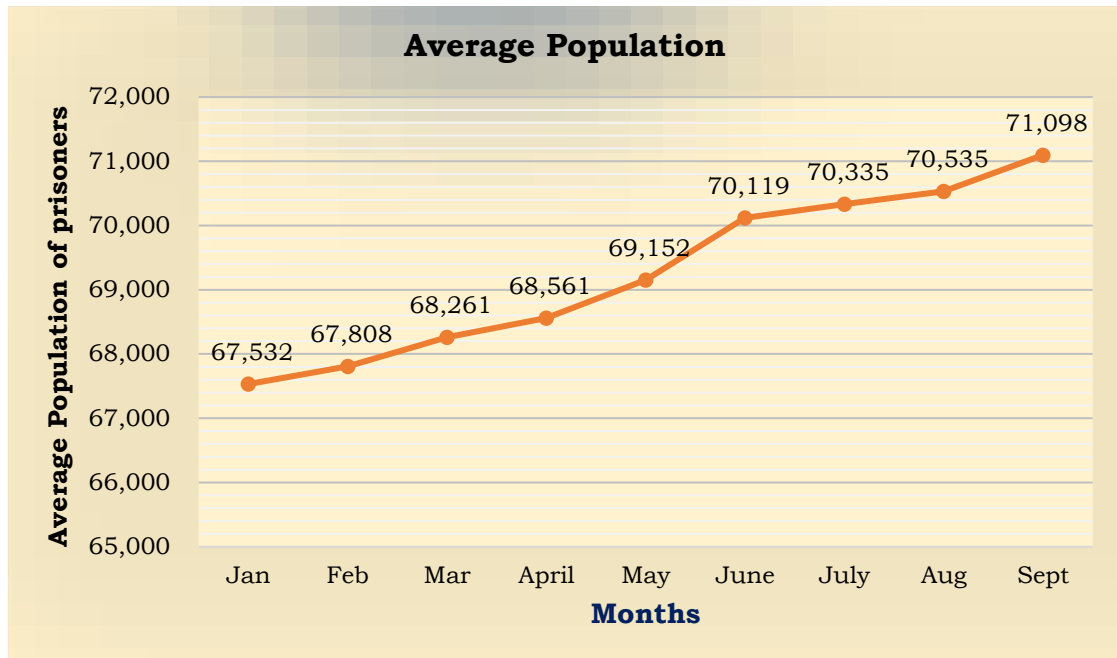
Categories	September			August			Percentage Change (%)
	Males	Females	Total	Males	Females	Total	
Convicts:	34,756	1,622	36,378	34,238	1,588	35,826	1.5
Remands:	32,743	1,649	34,392	32,824	1,594	34,418	-0.1
Debtors:	252	76	328	235	56	291	12.7
<b>Total:</b>	<b>67,751</b>	<b>3,347</b>	<b>71,098</b>	<b>67,297</b>	<b>3,238</b>	<b>70,535</b>	<b>0.8</b>
Percentage (%)	95.3	4.7	100.0	95.4	4.6	100.0	
Approved Capacity			19,986			19,986	
Occupancy Rate (%)			355.7			352.9	2.8

### 1.2. Percentage composition of remands, convicts and debtors



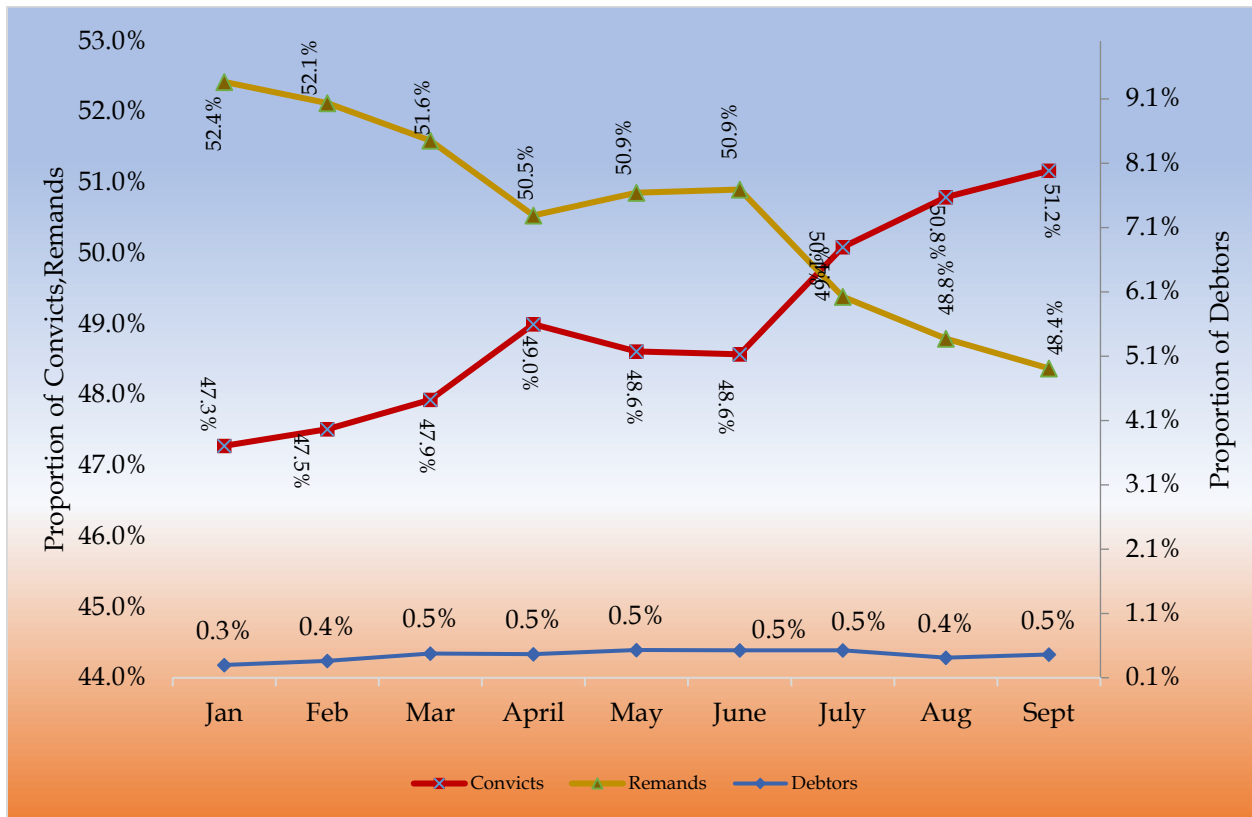
**Figure 1:** Composition of Prisons population

### 1.3. Monthly Population Trend of Prisoners (January to September, 2022)



**Figure 2:** Trend of prisoners' population growth for the period of January - September 2022

### 1.4. Population Composition Trend for Convicts, Remands, and Debtors for the period January to September, 2022



**Figure 3:** Monthly composition trends of convicts, remands, and debtors

## 2. STAFFING POSITION

### 2.1 Staff Strength

Table 2: September Staff Strength.

STAFF CATEGORY	GENDER		TOTAL
	Males	Females	
<b>Uniformed</b>	<b>8,333</b>	<b>3,372</b>	<b>11,705</b>
Senior officers	364	81	445
Principal officers	418	109	527
NCOs	7,551	3,182	10,733
<b>Non-Uniformed</b>	<b>261</b>	<b>230</b>	<b>491</b>
Senior officers	97	84	181
Junior officers	164	146	310
<b>Total</b>	<b>8,594</b>	<b>3,602</b>	<b>12,196</b>
<i>Trainees at PATS</i>	<b>423</b>	<b>98</b>	<b>521</b>
CASPs	166	36	202
CPOs	257	62	319
<b>GRAND TOTAL</b>	<b>9,017</b>	<b>3,700</b>	<b>12,717</b>
<i>Percentage</i>	70.9	29.1	100.0

## 2.2 Uniformed staff by Rank

Table 3: Uniformed staff by Rank

RANK	Gender		Total
	Male	Female	
CGP	1		1
DCGP	1		1
ACGP	3		3
CP	17		17
Ag CP	2	1	3
ACP	19	6	25
SSP	35	7	42
SP	82	25	107
ASP	138	31	169
CASP	66	11	77
CASP (Trainees )	166	36	202
PO I	141	36	177
PO II	277	73	350
CPO (Trainees)	257	62	319
Ch/Wdr I	180	45	225
Ch/Wdr II	252	61	313
Ch/Wdr III	410	163	573
Sgt/Wdr	985	457	1,442
Cpl/Wdr	1,527	776	2,303
Wdr	4,197	1,680	5,877
<b>TOTAL</b>	<b>8,756</b>	<b>3,470</b>	<b>12,226</b>